

ORDER DATE:

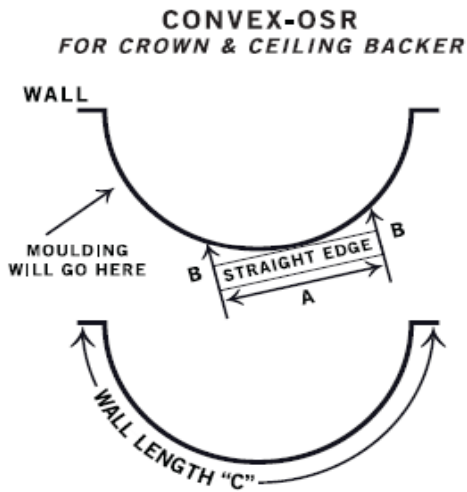
Bill to:	BILL TO NAME:	Ship to:	Same as billing: Yes <input type="checkbox"/> No <input type="checkbox"/>
	COMPANY:		SHIP TO NAME:
	ADDRESS:		COMPANY:
	PHONE NUMBER:		ADDRESS:
	EMAIL ADDRESS:		PHONE NUMBER:
	PO#:		EMAIL ADDRESS:
			PO#:

MATERIAL TYPE: Flex Trim Zzz Flex (more suitable for low temperature installations)

Radius Crown Applications

Find the center of a straight edge (A). Place the straight edge against the curve of the wall until the left and right (B) distances are the same.

Measure around the curve to get the wall length (C)

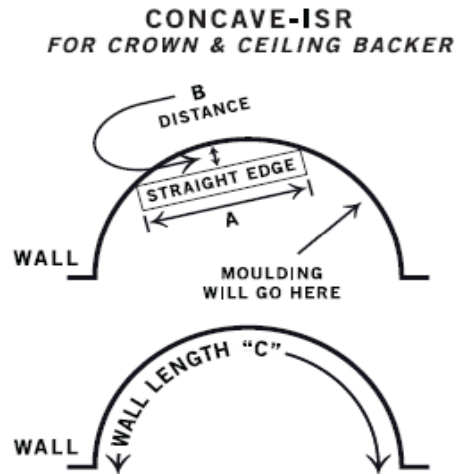


We need "A" length, "B" distance & "C" length

Find the center of a straight edge (A). Place the straight edge against the curve of the wall until the left and right sides touch the wall (B).

Measure the distance from the center of the straight edge to the wall.

Measure around the curve to get the wall length (C)



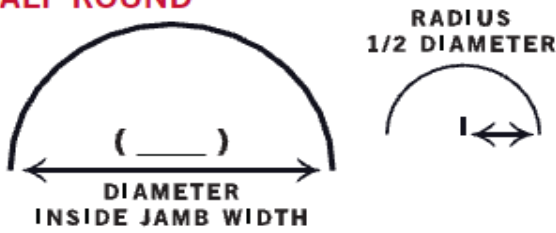
We need "A" length, "B" distance & "C" length


Quantity	Profile Name	OSR (Convex)	ISR (Concave)	If Radius is Known		If Radius is NOT Known			Tag
				Radius	Length	"A" length	"B" distance	"C" length	


ORDER DATE:

Bill to:	BILL TO NAME:	Ship to:	Same as billing: Yes <input type="checkbox"/> No <input type="checkbox"/>
	COMPANY:		SHIP TO NAME:
	ADDRESS:		COMPANY:
	PHONE NUMBER:		ADDRESS:
	EMAIL ADDRESS:		PHONE NUMBER:
	PO#:		EMAIL ADDRESS:
			PO#:

MATERIAL TYPE: Flex Trim Zzz Flex (more suitable for low temperature installations)

HALF ROUND	Qty	Profile	Diameter	Tag
				

ARCS OR EYEBROWS	Qty	Profile	Width	Rise	Tag
					

ELLIPSES & OVALS	Qty	Profile	Dimensions	Tag
				

STRAIGHT LENGTH FLEXIBLE MOULDING	Qty	Profile	Length	Tag
Straight lengths have application limitations. Please call to determine the best solution for your requirements.				