



STAIRS & MOULDINGS

BHWOOD.CA

STAIRS & RAILINGS

STOCK BOX POSTS

DESIGNER BOX POST (DBP) AND BOX POST (BP) SERIES

INCLUDES TRIM MOULDING




INCLUDES CAP

STOCK BOX POSTS AVAILABLE IN
other species available upon request

● Poplar ● Maple ● Red Oak

BOX POSTS

AVAILABLE IN 4 1/2" & 6" WIDTHS



USES STANDARD CAPS (SOLD SEPARATELY)

STOCK BOX POSTS AVAILABLE IN
other species available upon request

● Poplar ● Maple ● Red Oak ● Hemlock

STANDARD CAPS



Econo Cap



Flat Cap



Fancy Cap



Reveal Cap

CAPS AVAILABLE
3-1/4", 4-1/2" & 6"
INSIDE MEASURE

WOOD NEWELS AVAILABLE IN 3-1/4" WIDTHS


WOOD NEWELS AVAILABLE IN
other species available upon request

Hemlock

Red Oak

Poplar

Maple



100 SERIES

110 SERIES

200 SERIES

250 SERIES

300 SERIES



400 SERIES



425 SERIES

450 SERIES

475 SERIES

727 SERIES



LOOKING FOR
SOMETHING UNIQUE?

We can produce anything made of wood right here in our shop. Whether you need lumber, mouldings, stair parts, or custom railings - we have the capability to ensure that your project is truly one of a kind. Let us know about your project so we can get you a quote today!

BHWOOD.CA

TURNED SPINDLES AVAILABLE IN 1-5/8" WIDTHS



100 SERIES

110 SERIES

150 SERIES

200 SERIES

250 SERIES

300 SERIES

SPINDLES AVAILABLE IN

Hemlock

Poplar

Red Oak

Maple

other species available upon request

SQUARE SPINDLES

**ALSO AVAILABLE IN 1-1/4" WIDTHS



400 SERIES**

425 SERIES

450 SERIES

475 SERIES

ROUND METAL SPINDLES

43"

Plain #104

Single Spoon Knuckle #101

Double Spoon Knuckle #102

Plain #201

Single Knuckle #203

Double Knuckle #205

Single Basket #207

Bird Cage #209

Stainless

9/16"

SB

5/8"

SB

P

5/8"

SL

SQUARE METAL SPINDLES

43"

Plain #1208

Single Knuckle #1206

Double Knuckle #1207

Bird Cage #1205

Plain #1608

Single Knuckle #1606

Double Knuckle #1607

Single Twist #1601

Stainless

1/2"

SB

P

5/8"

SB

1/2"

SL

P

PEWTER

SB

SATIN BLACK

SL

STAINLESS STEEL

BRACKETS

Satin Black

Satin Nickel

Metal Bracket Base

2"

Wood Bracket

Hemlock, Poplar, Oak, Maple

SQUARE METAL ACCESSORIES

Flat Shoe (With Set Screw)

Slant Shoe (With Set Screw)

Mounting Plug

RAILINGS

Hemlock

Poplar

Red Oak

Maple

600

27/8"

600T158

27/8"

Dado 1 5/8"

600T12

27/8"

Dado 1/2"

650

2 1/4" Wall Rail

615 SERIES

2 3/4" Modern Rail

620 SERIES

2 1/8" Modern Wall Rail

1315

1 3/4" x 1 5/8" Rail

3510

1-1/2" x 1-1/2" Rail

625

Mushroom

2-1/2" wide

635 SERIES

Small Crown**

2-1/2" wide

630 SERIES

Large Crown**

3" wide

** Special Order

2" x 4" Bullnose**

2" x 6" Bullnose**

655 SERIES

2" x 4" Bullnose with finger groove**

2" x 6" Bullnose with finger groove**

FITTINGS

Hemlock

Poplar

Red Oak

Maple

Left & Right Y Adaptors

Left & Right S Bends

180 Elbow

Left & Right Returns

90 Elbow

Ease Up

Ease Over

Gooseneck

WOOD STAIR ACCESSORIES

Keylock Newel Post Fastener

Rail Bolt Fastener

Rail Bolt Wrench

Newel Post Fastener

Baluster Fastening Bit

Rail Post Fastener

SURE-TITE Newel Fastening System

PORCH POSTS

Exterior porch posts, square or Colonial, typically in eastern white pine, net 5-1/16". We do custom posts as well. Please contact us with inquiries.

26 7/8"

39"

42 1/8"

6"x6"x108" Square Porch Post

6"x6"x108" Colonial Porch Post

TREADS & RISERS

TREADS & RISERS AVAILABLE IN
other species available upon request

- Red Oak
- White Oak
- Maple
- VG Fir



BULLNOSE TREAD

1" Thick
42", 48" & 60"
1"



EASY TREAD

with Eased Edge Nosing
3/4" Thick
42", 48"
1-1/2"
2-1/2"



Tread Riser
1/4" x 8" x 48"



Tread Ends
Oak / Maple

BOTTOM PLATE

BOTTOM PLATES AVAILABLE IN
other species available upon request

- Poplar
- Maple
- Red Oak
- Hemlock



2-7/8" x 3/4"
1-5/8 Dado



2-7/8" x 3/4"
1/2 Dado



Bottom Plate
net 1" x 3-1/2"



Bottom Plate
net 3/4" x 3-1/2"



Bottom Plate
net 3/4" x 5-1/2"



1/2"
Fillet



1-5/8"
Fillet

CUSTOM STAIR TREADS

Our Custom Treads Can Be Made To Your Specifications.



We do custom treads and prefab stairs as well.



STAIR RISER & WALL ENDS

Standard and Eased Edge
Profile Available.



Eased Edge Wall End
4-3/8" Width



Eased Edge RH / LH Stair-end
Available in 2-7/8" & 6" inset



Eased Edge Stair End Profile



Stair Riser Material

STAIR RISER & WALL ENDS AVAILABLE IN

- Poplar
- Maple
- Red Oak
- Hemlock

other species available upon request

PRIMED

Excellent choice for project work for
both installation & economy.



SPINDLES

SOLID NEWEL POSTS

RAILING



650 SERIES

2-1/4" Wall Rail




620 SERIES

2-1/8" Modern
Wall Rail



1315

1-3/4" x 1-5/8" Rail



CAPS

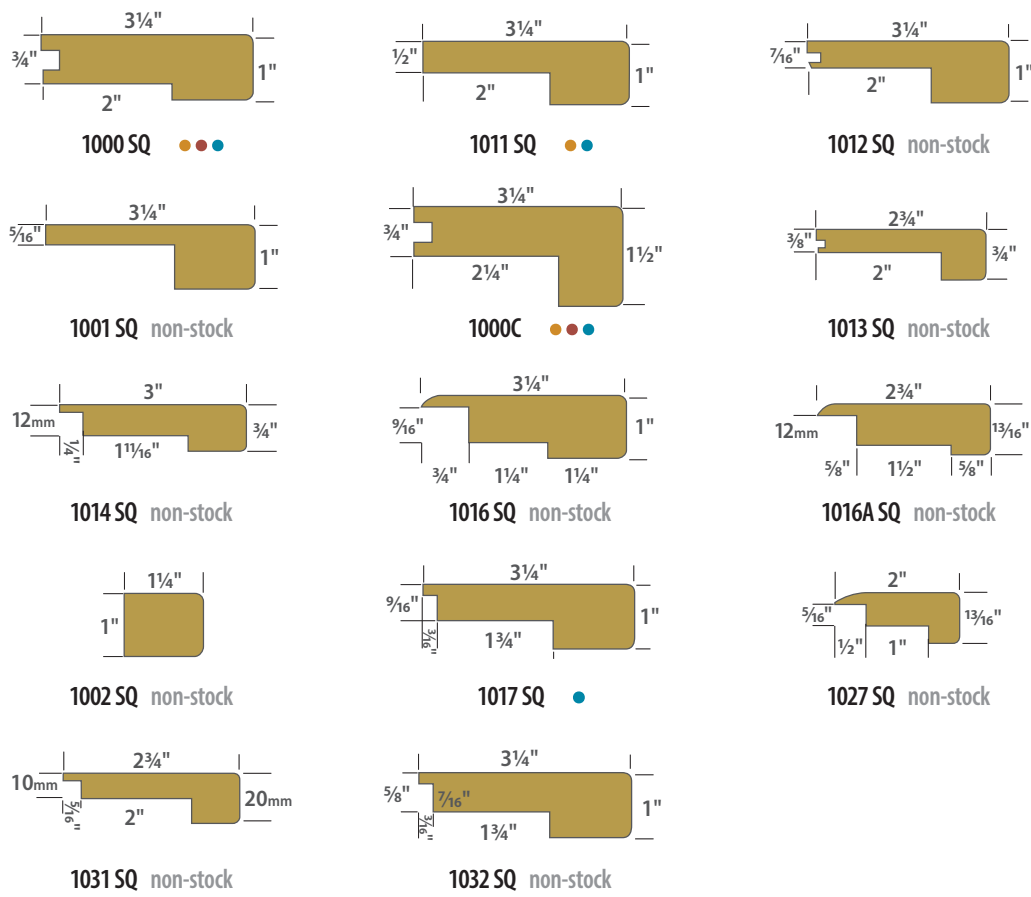
CONTEMPORARY PRIMED CAP
Fits 3-1/4" Plain Primed Square Post

All unfinished wood or bare wood surfaces should always be primed prior to painting for a superior end result.

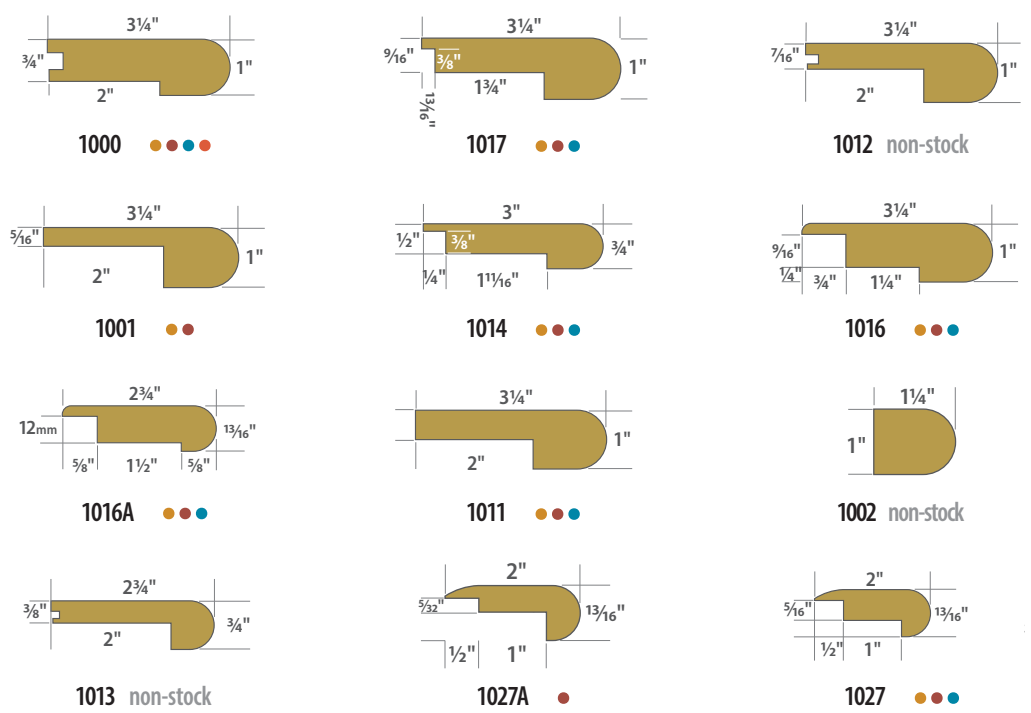
FLOOR MOULDINGS

Maple Poplar Red Oak White Oak Hemlock Primed

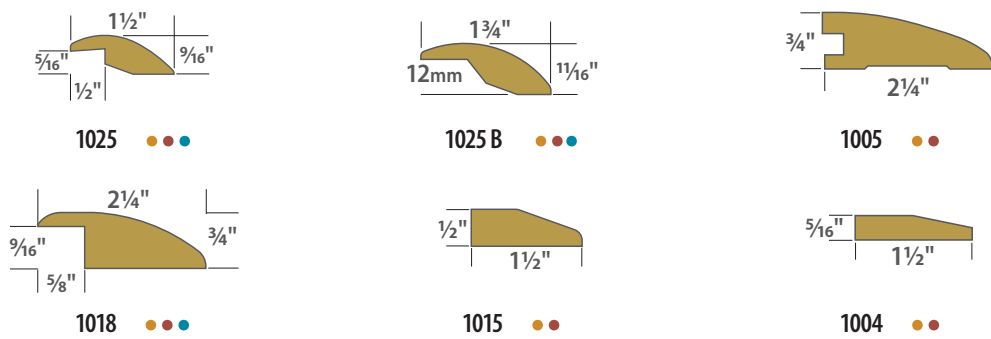
SQUARE NOSINGS



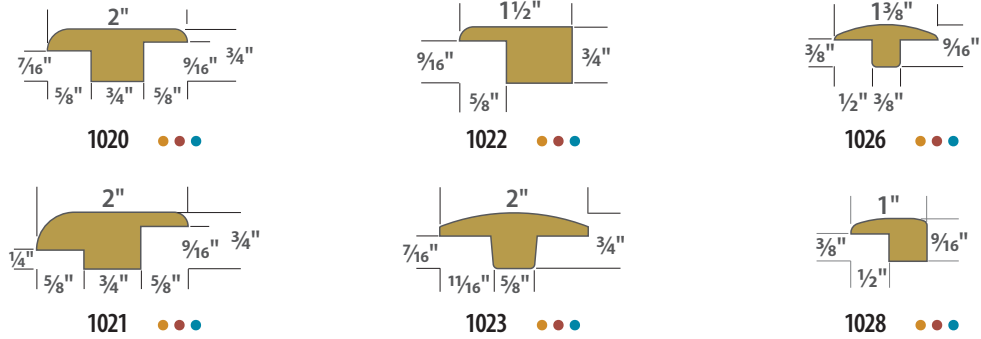
NOSINGS



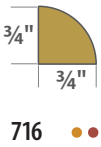
REDUCERS



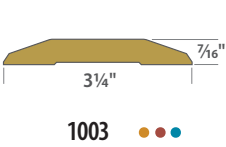
TRANSITIONS



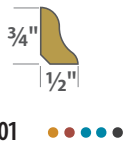
QUARTER ROUND



THRESHOLD



BASE SHOE



SPLINE



PLEASE CONTACT BH WOOD REGARDING OTHER SPECIES AND AVAILABILITY



FLEXIBLE MOULDINGS


Flexible mouldings are available for most flat stock and common profiles – please ask for details.

BHWOOD.CA


MOULDINGS

Maple Poplar Red Oak White Oak Hemlock Primed


CROWN MOULDINGS




400 3/8"x1/2" 10x13mm




403 1/2"x3/4" 13x19mm




404 11/16"x1-1/4" 17x32mm




405 5/8"x1-5/8" 16x41mm non-stock



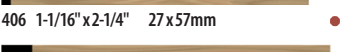
408 5/8"x1-1/2" 16x38mm non-stock




406 1-1/16"x2-1/4" 27x57mm




406t 1-3/16"x2-1/4" 30x57mm




410 1-1/2"x2-1/8" 38x54mm non-stock




412 3/4"x4-1/2" 19x114mm non-stock




412b 3/4"x5-1/4" 19x133mm non-stock




413a 1-1/16"x4-7/16" 27x113mm non-stock




413b 1-1/4"x6-1/2" 32x165mm non-stock




415 3/4"x3-1/4" 19x83mm




417a 7/8"x3-9/16" 21x90mm non-stock




419 11/16"x3-1/4" 17x83mm




421 1-1/16"x6-3/4" 27x173mm non-stock




495 5/16"x5-7/16" 7x138mm non-stock




702 7/16"x1-9/16" 11x40mm non-stock



ADM 450 9/16"x3-1/4" 14x83mm non-stock




ADM 462 1-3/4"x7-1/8" 44x181mm non-stock




496 1-1/8"x6-3/4" 29x171mm non-stock


CHAIR MOULDINGS




605b 9/16"x1-1/16" 14x27mm




603 3/4"x1-7/8" 19x48mm non-stock




606 3/8"x2-1/4" 9x57mm non-stock




601 11/16"x2-9/16" 17x65mm non-stock




610 7/8"x1-7/8" 22x48mm non-stock



602 5/8"x2-15/16" 16x75mm non-stock




616 9/16"x1-1/8" 15x19mm




605c 3/4"x1-1/2" 19x38mm non-stock


CASINGS




100 1/2"x1-9/16" 13x40mm




101 7/16"x2-1/4" 11x57mm




102a 7/16"x2-1/4" 11x57mm




104 5/8"x2-1/4" 16x57mm non-stock




106 3/4"x2-1/2" 19x64mm non-stock




107 3/4"x2-5/8" 19x67mm




109 5/8"x3-1/2" 16x89mm non-stock




110 11/16"x3-1/4" 17x83mm non-stock



113 1"x3-5/16" 25x84mm non-stock



137 1-1/8"x4" 29x102mm non-stock



202a 7/16"x2-1/2" 11x64mm non-stock



202b 7/16"x4-1/8" 11x105mm non-stock



203a 21/32"x3-1/2" 17x89mm non-stock



203b 21/32"x4-1/8" 17x105mm non-stock



ADM 149 13/16"x2-1/4" 21x57mm non-stock



204 11/16"x5-1/4" 17x133mm non-stock



209 3/8"x3-1/4" 9x83mm non-stock



216 3/8"x2-1/4" 9x57mm non-stock




218 3/8"x3-1/4" 9x83mm




219 7/16"x5-1/8" 11x130mm non-stock




225 3/8"x3-1/4" 9x83mm




ADM 150 7/8"x3-1/4" 21x83mm non-stock



231 9/16"x4-1/4" 14x108mm non-stock



250 11/16"x5" 17x127mm non-stock



133 5/8"x3" 16x76mm non-stock

ROUNDS



715 1/2"x1/2" 13x13mm



715a 1/4"x1/4" 6x6mm



716 3/4"x3/4" 19x19mm



720 3/4"x3/8" 10x19mm



721 1"x1/2" 13x25mm



722 3/4"x1 1/2" 19x38mm



723 1"x2" 25x51mm non-stock



711 1/2"x1/2" 13x13mm



710 3/4"x3/4" 19x19mm



709 1"x1" 25x25mm



708 1-5/16"x1-5/16" 33x33mm




707 1-1/2"x1-1/2" 38x38mm




714 2"x2" 51x51mm


COVE & OUTSIDE CORNER




700 1/2"x1/2" 13x13mm




703 3/4"x3/4" 19x19mm




704 1"x1" 25x25mm




704b 1-5/16"x1-5/16" 33x33mm




701 3/4"x3/4" 19x19mm



705 3/4"x3/4" 19x19mm non-stock




706a 1"x1" 25x25mm




706b 1-5/16"x1-5/16" 33x33mm


BASE SHOE




201 1/2"x3/4" 13x19mm



214 1/2"x1-1/2" 13x38mm



200 1/2"x3/4" 13x19mm




215 1/2"x2-3/16" 13x56mm


MOULDINGS

Maple Poplar Red Oak White Oak Hemlock Primed


PANEL MOULD




308 3/8"x11/16" 10x17mm non-stock




317 7/16"x7/8" 11x21mm




302 7/8"x3/4" 22x19mm




303 7/8"x3/4" 22x20mm non-stock




301 3/4"x1-3/16" 19x30mm




310 3/8"x5/8" 10x16mm non-stock




300 13/16"x1-1/2" 21x38mm non-stock



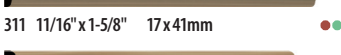
312 3/4"x1-1/8" 19x29mm non-stock




315 7/16"x1" 11x25mm



311 11/16"x1-5/8" 17x41mm




307 1-1/4"x2" 32x51mm




322 1-1/8"x1-7/8" 29x47mm non-stock


BURLAPS, STOPS & SCRIBES




501 1-1/4"x5/16" 32x8mm




505 3/4"x3/16" 19x5mm




509 3/4"x1/2" 19x13mm




513 1-1/4"x11/32" 32x9mm




514 3/4"x5/16" 19x8mm




515 1-1/4"x5/16" 32x8mm




516 1-1/2"x5/16" 38x8mm




517 1-3/4"x5/16" 44x8mm



518 2-1/4"x5/16" 57x8mm




520 3"x1/4" 76x6mm non-stock




525 1-1/2"x7/16" 38x11mm non-stock


WALL PANELING




827 3/8"x2-15/16" 9x75mm non-stock



821 3/8"x2-1/16" 9x78mm non-stock



860 7/16"x5-1/4" 11x133mm




880 7/16"x7-1/4" 11x185mm

CABINET PULL



802a 3/4"x1-1/2" 19x38mm

BAR RAIL



1306 1-3/4"x5-1/4" 44x133mm non-stock


GAP PANEL WALL & CEILING COVERING

Poplar Gap Panel profile gives a clean contemporary look for horizontal or vertical application. Panels are reversible with other face showing closer spaced grooves for thin strip appearance with less work installing.


Available in

Poplar


8', 10' & 12' Lengths



860 5 1/4" 7/16"



880 7 1/4" 7/16"



Unfinished poplar is suitable for stain or paint finish.

S4S • FLAT STOCK

We carry a full line of dimensional lumber. Stock sizes are noted at right - others can be made to order.



POPLAR



VG HEMLOCK



MAPLE



VG FIR



WHITE OAK



RED OAK



CHERRY



WALNUT

		MAPLE	RED OAK	POPLAR	WHITE OAK	WALNUT	CHERRY	VG HEMLOCK	VG FIR
1/2x (7/16")	2"	✓	✓					✓	
	3"	✓	✓					✓	
	4"	✓	✓	✓				✓	
	5"	✓	✓	✓				✓	
	6"	✓	✓	✓				✓	
	8"	✓	✓						
1x (3/4")	2"	✓	✓	✓				✓	
	3"	✓	✓	✓				✓	
	4"	✓	✓	✓				✓	
1x4x8' (3/4")	4"	✓	✓	✓	✓	✓	✓		
1x4x12' (3/4")	4"	✓	✓	✓					
1x (3/4")	5"	✓	✓	✓				✓	
	6"	✓	✓	✓				✓	
1x6x8' (3/4")	6"	✓	✓	✓	✓	✓	✓		
1x6x12' (3/4")	6"	✓	✓	✓					
1x (3/4")	8"	✓	✓	✓				✓	
	10	✓	✓	✓				✓	
	12	✓	✓	✓					
1Nx (1")	4"	✓	✓	✓					
	6"	✓	✓	✓					
	8"	✓	✓	✓					
2x (1 1/4")	2"	✓	✓						
	3"	✓	✓						
	4"	✓	✓						
	6"	✓	✓						
	8"	✓	✓						
2x (1 1/2")	2"	✓	✓	✓				✓	
	3"	✓	✓	✓				✓	
	4"	✓	✓	✓				✓	
	6"	✓	✓	✓					
	8"	✓	✓	✓					
	10"								
	12"								





YOUR LOCAL BH WOOD DEALER

[BHWOOD.CA](https://www.bhwood.ca)

2023 - SUBJECT TO CHANGE

